


SINGER

103K5,K7

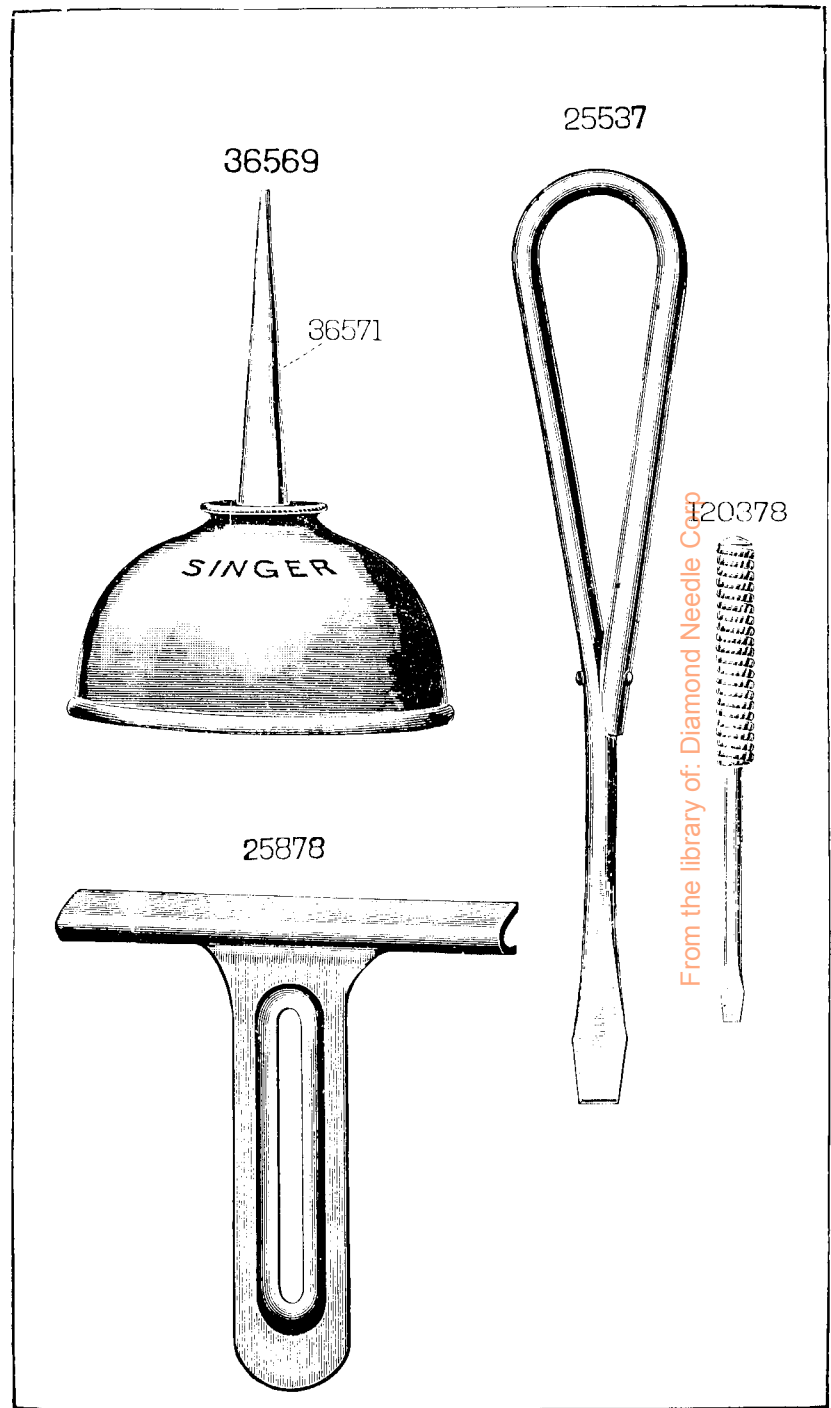
Illustrated List of Parts for Class 103K Machines

(Nos. 103K5 and 103K7)



No. 103K7 Machine.

The Singer Manufacturing Co.



36569

25537


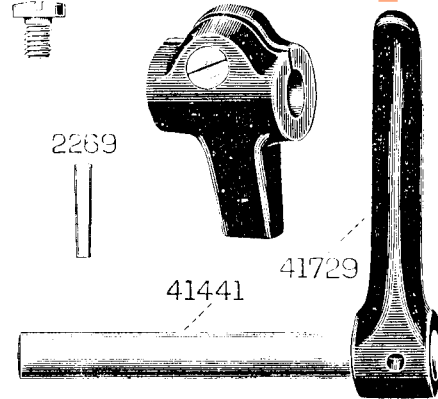

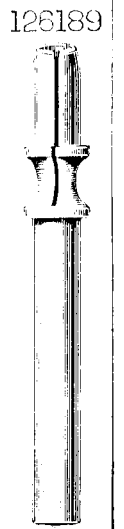
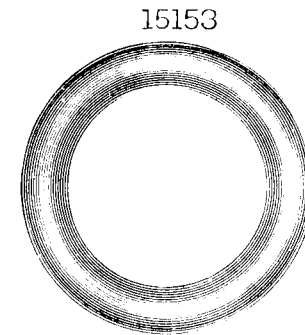

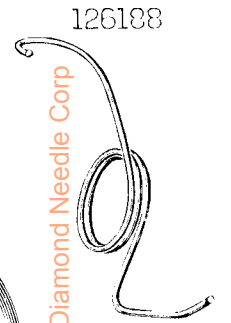

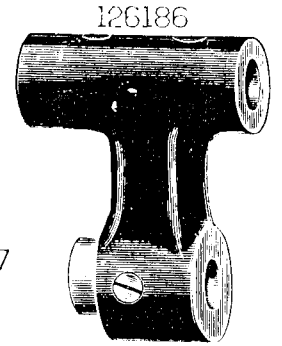

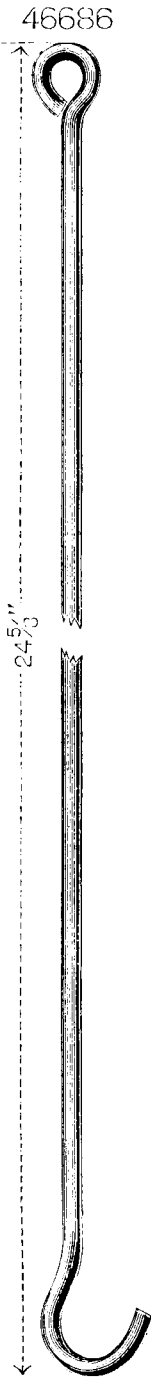

36571

SINGER


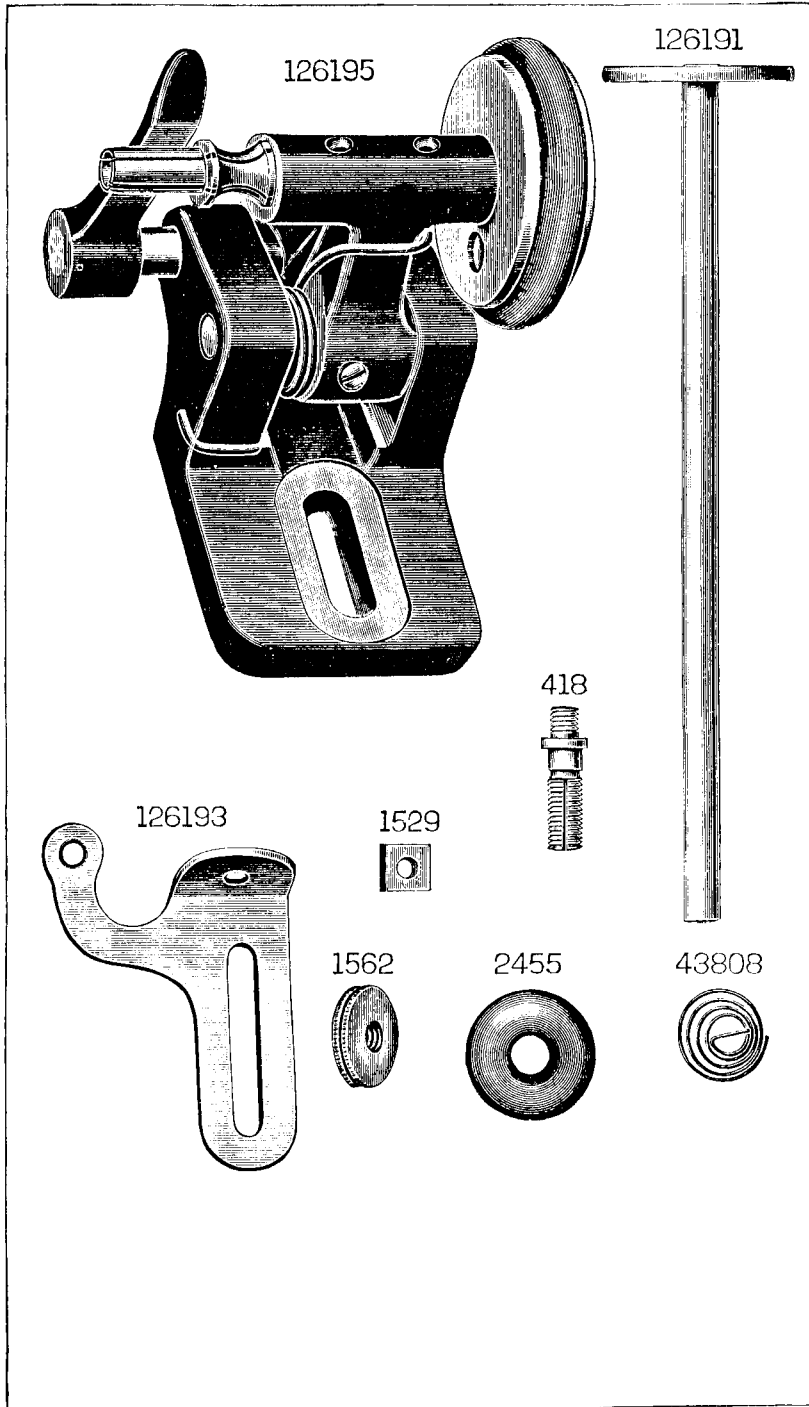
20378

25878

From the library of: Diamond Needle Corp



From the library of: Diamond Needle Corp



From the library of: Diamond Needle Corp


56159




56156



56154



56099



56029




56070



56100



29633




157



56155



56107



56106



56157




56075



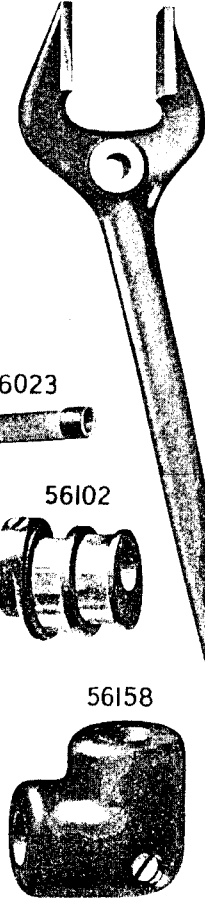
56160



56046




56103




52028




56023



56102

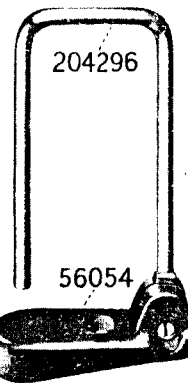


56158



From the files of the Diamond Needle Corp


56055



204296

56054

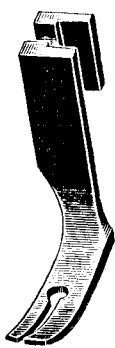
56098



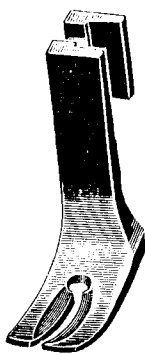
36551



36554




56083



36840



56126



56127



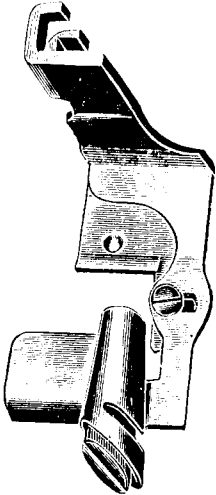
36837




36838



36613



36549




36550



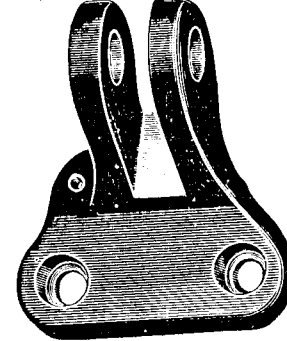
662



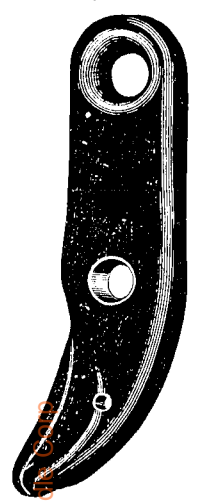
56074



56072



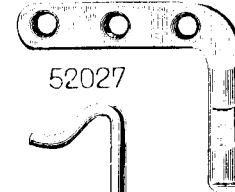
5596




56015



52454



8879



40409



52027



145



176



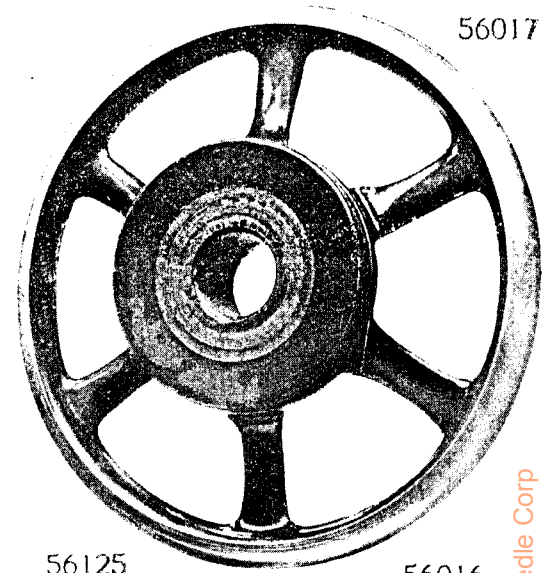
443




624



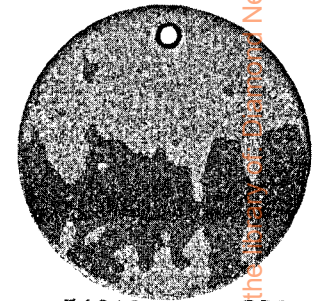
From the library of the National Bureau of Standards



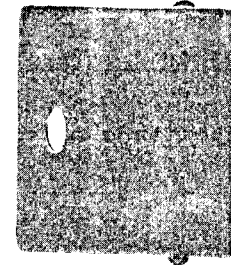
56017



56125



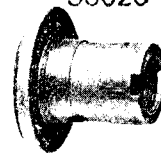
56016



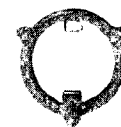
56019



2824



56020

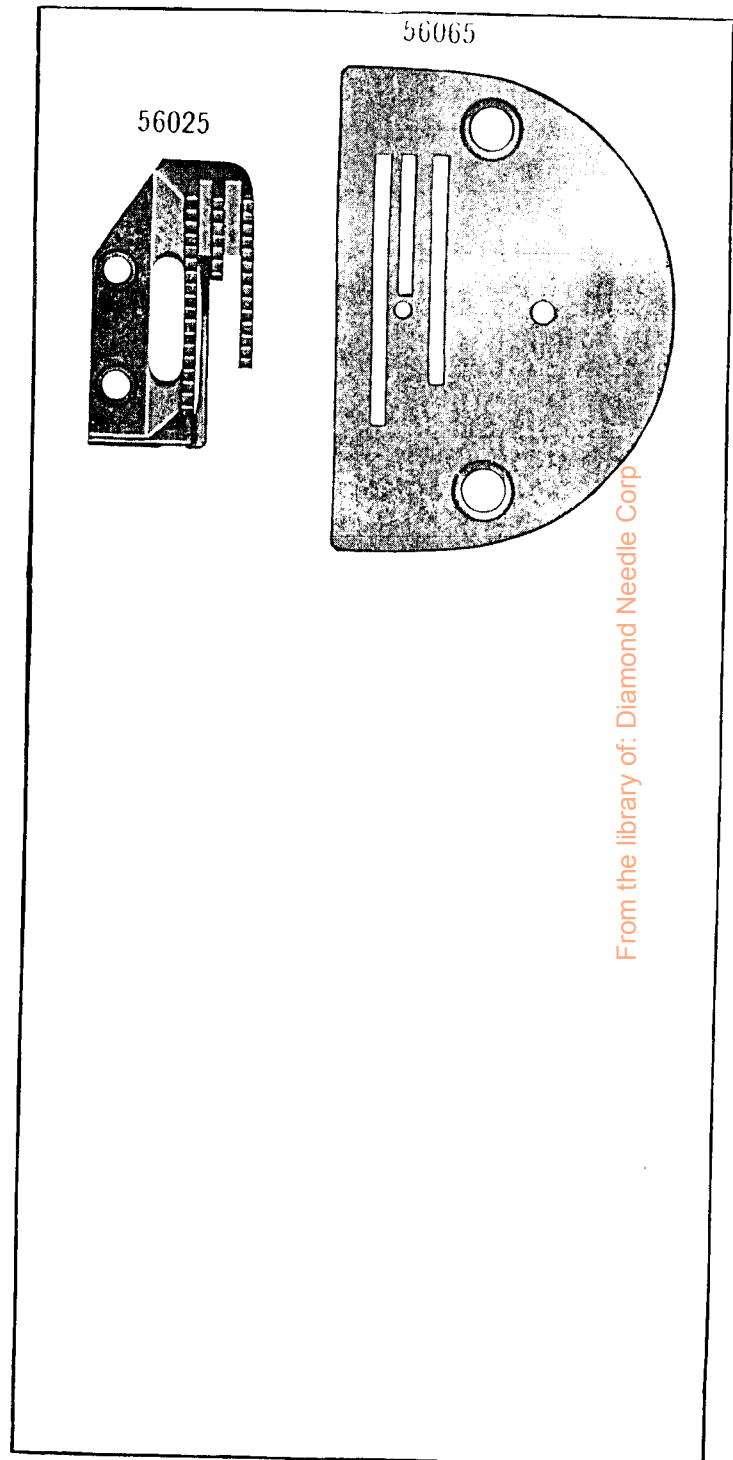
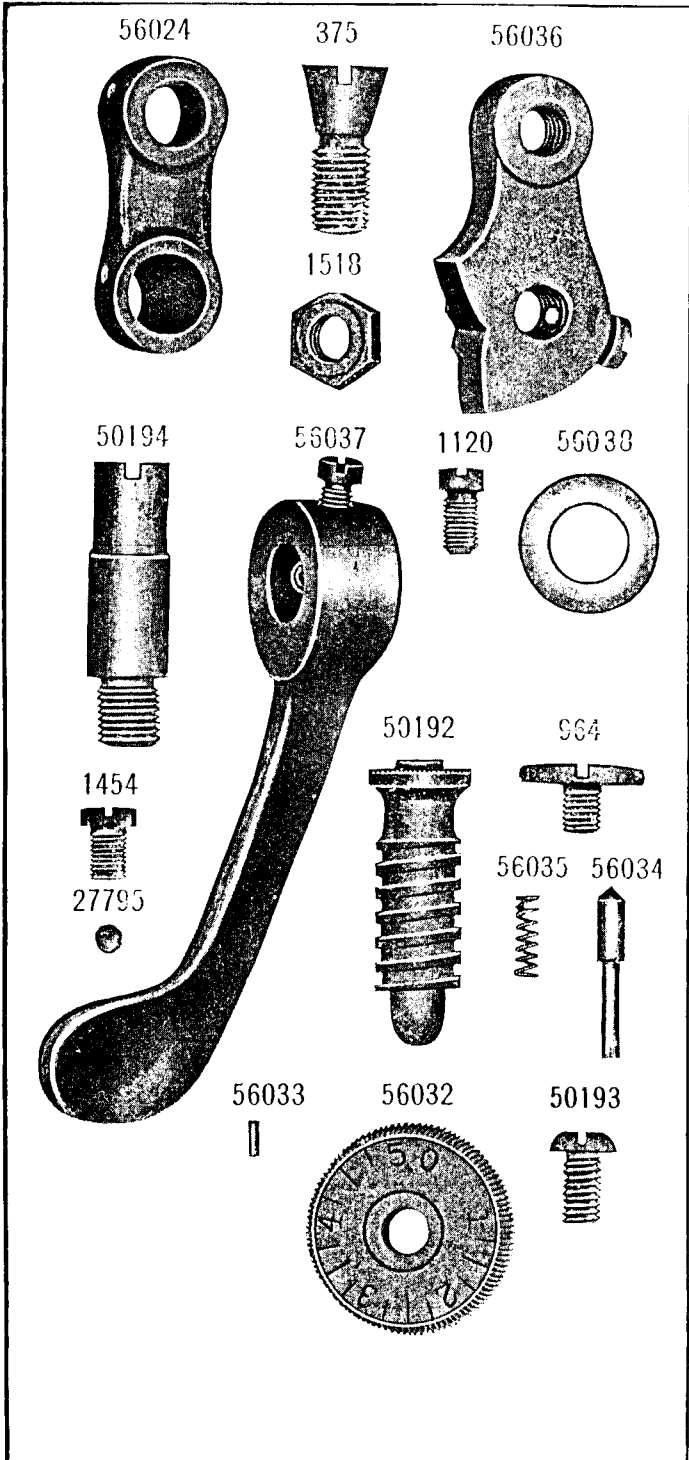


2020

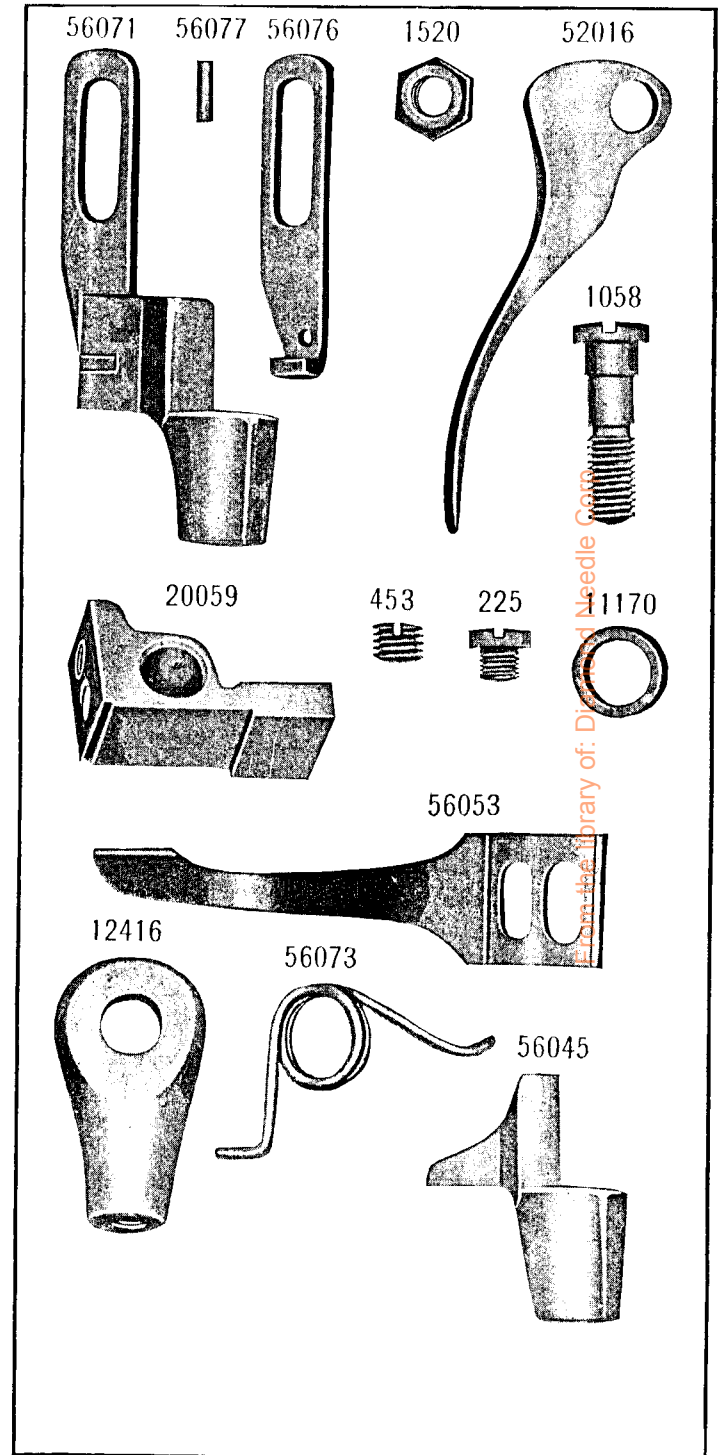
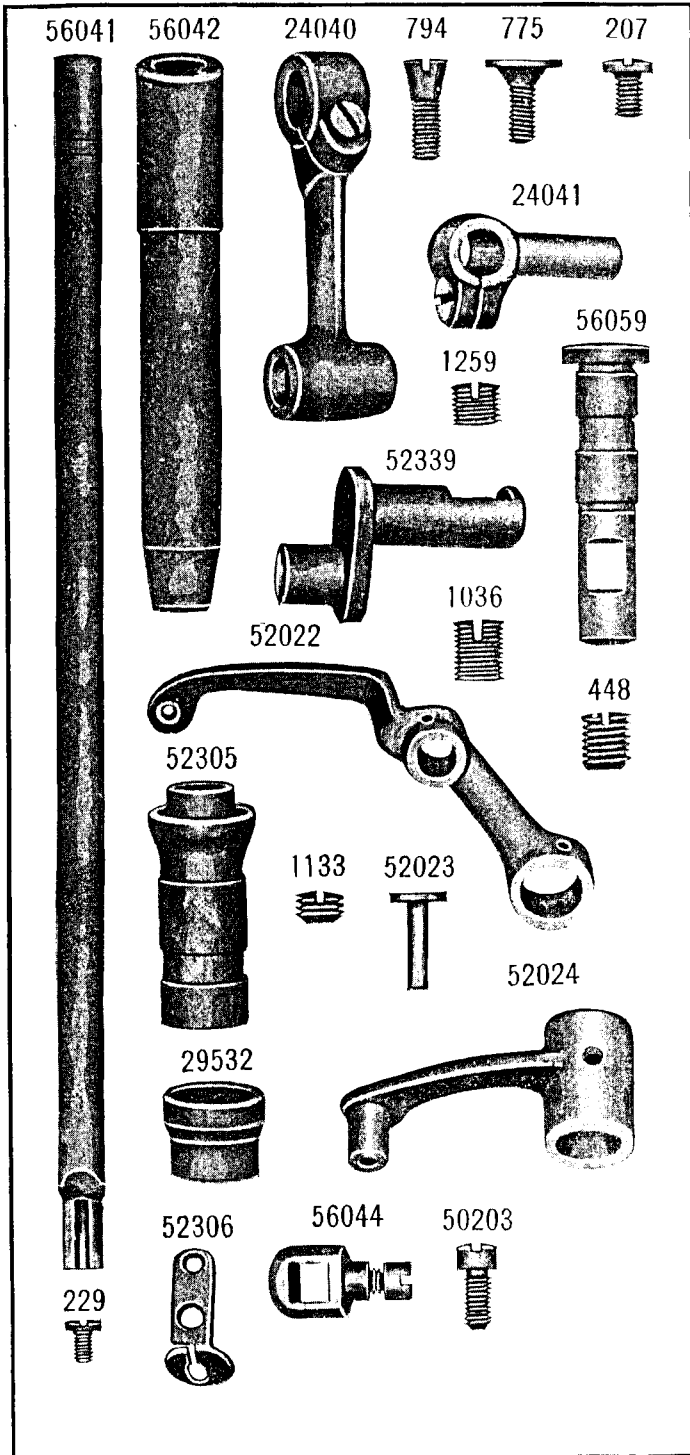


256

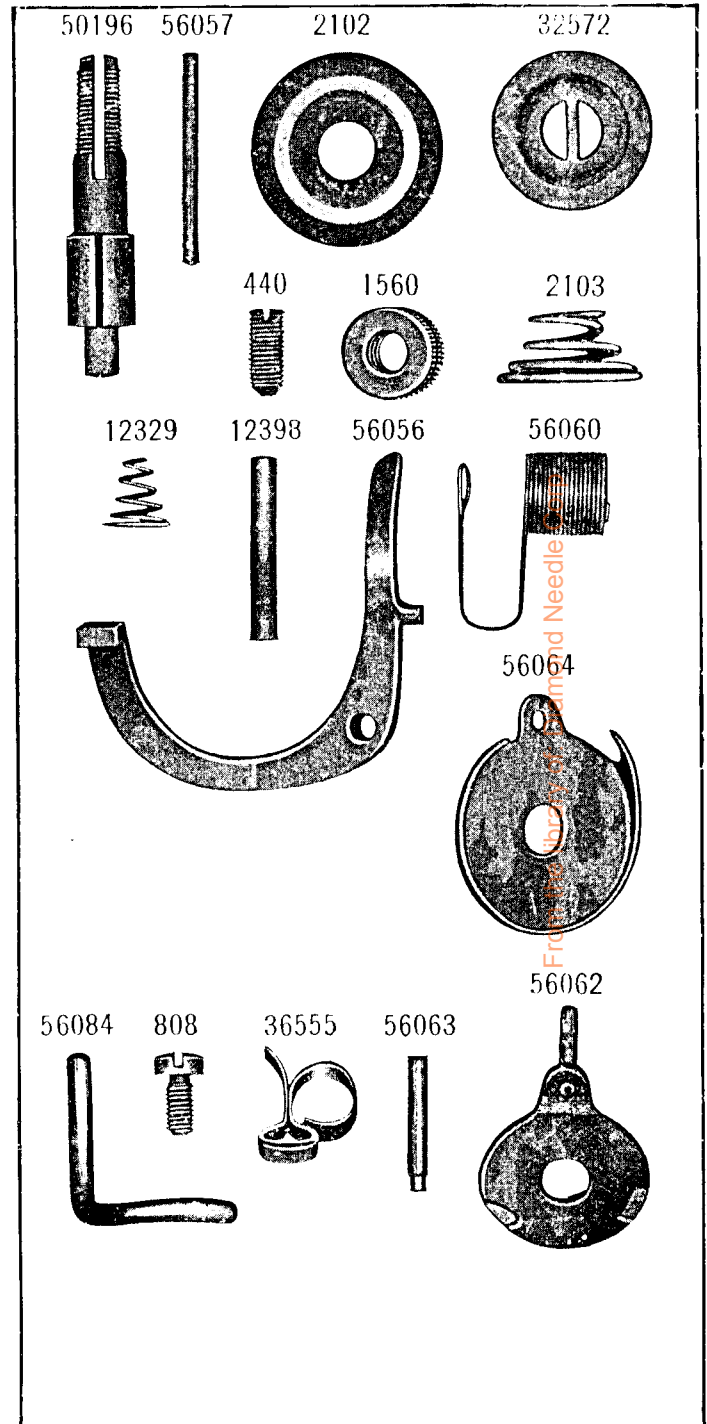
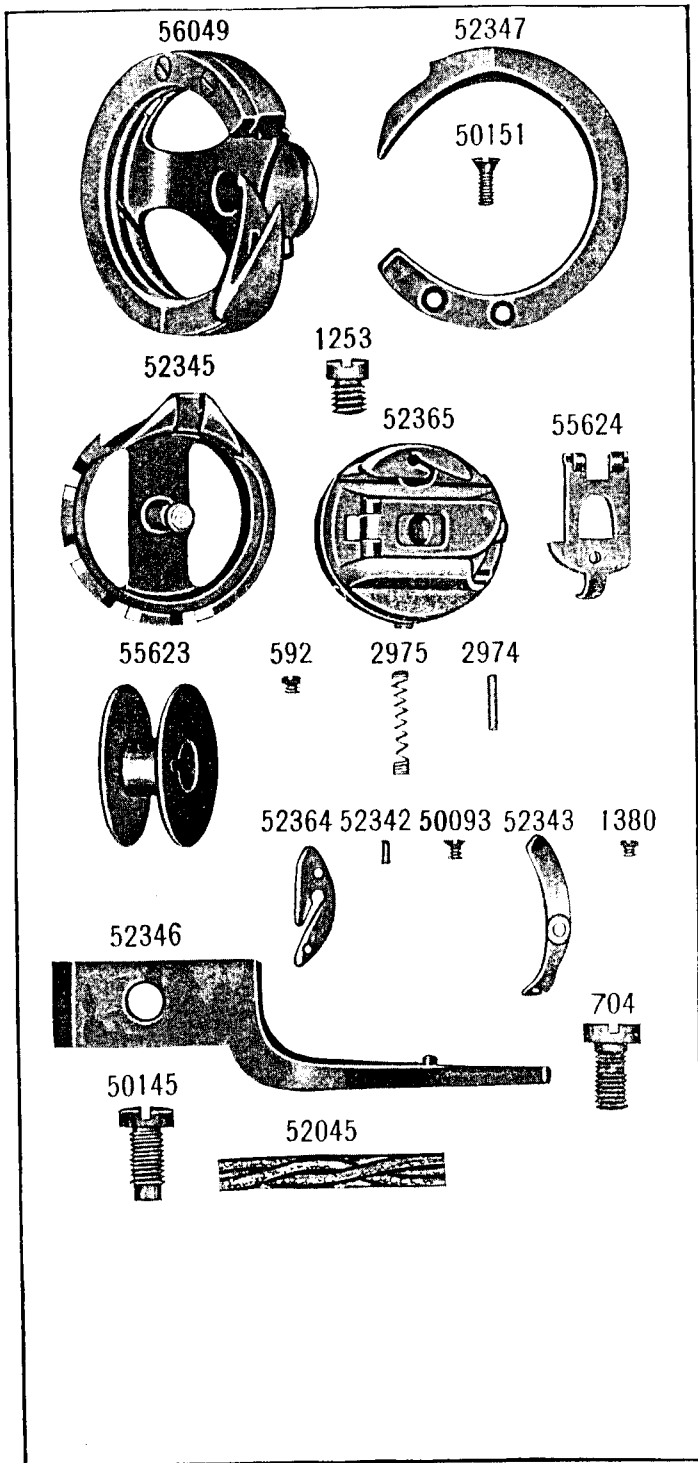
From the Library of the University of Needle Corp

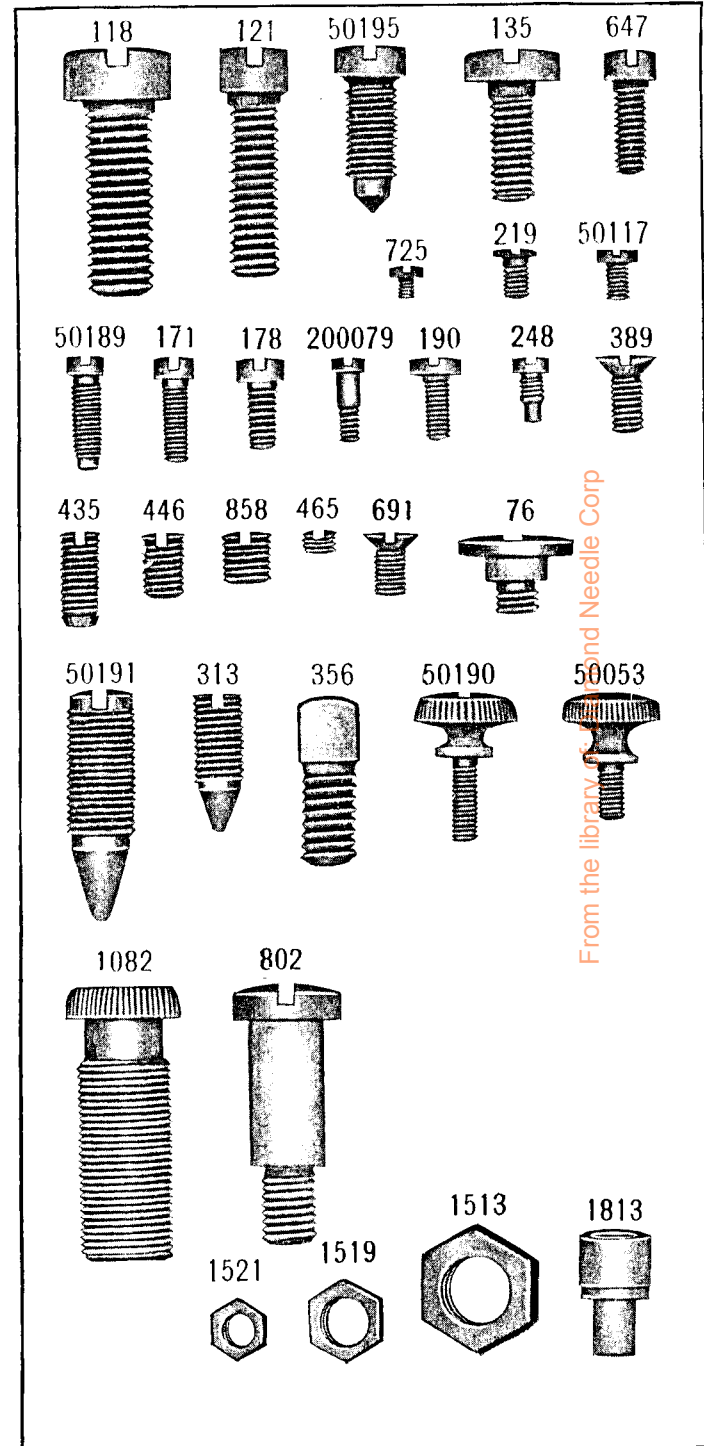
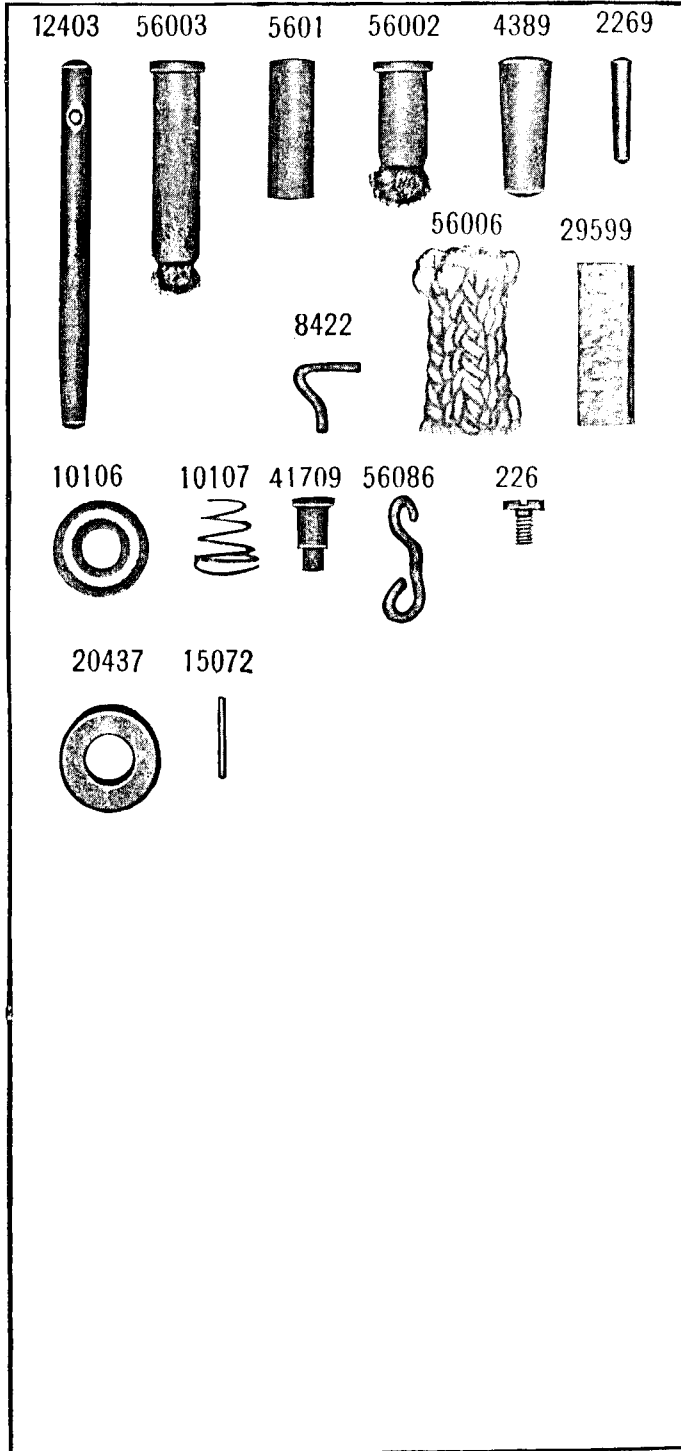


From the library of: Diamond Needle Corp

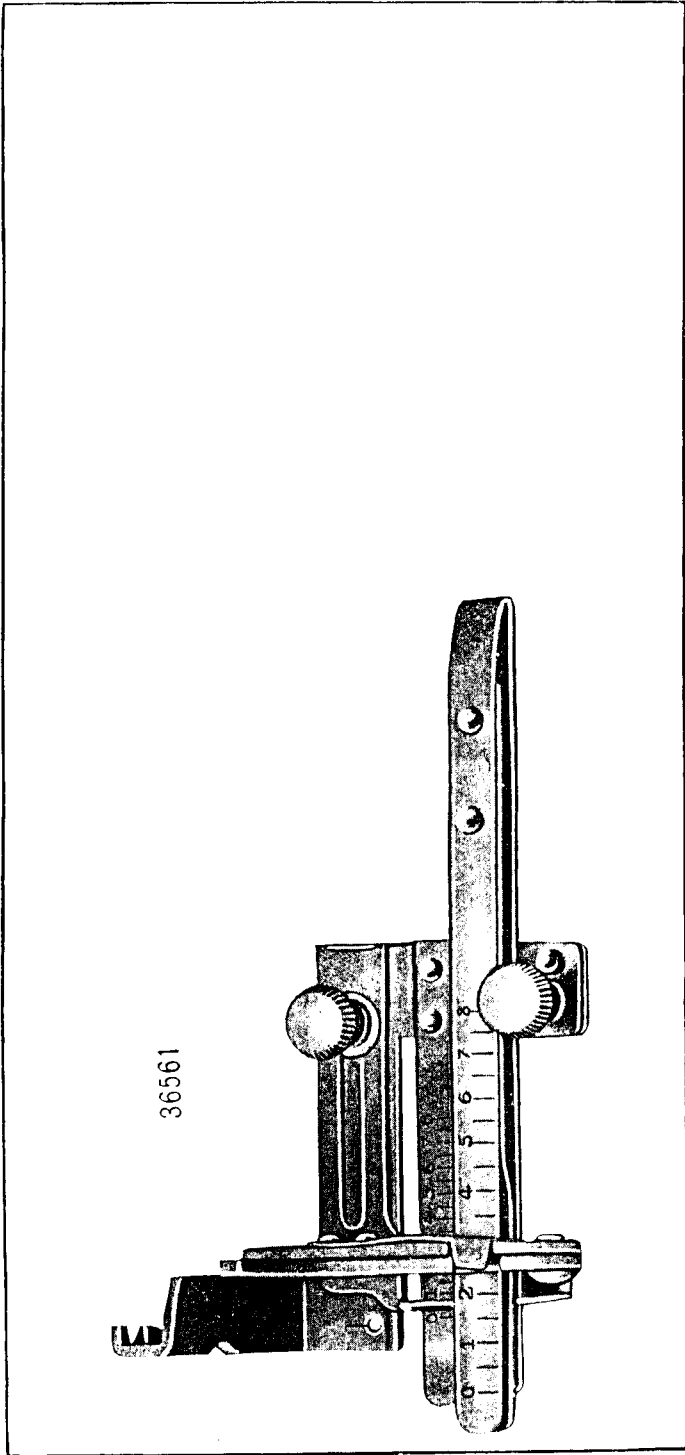


From the Library of: Digital Needle Corp

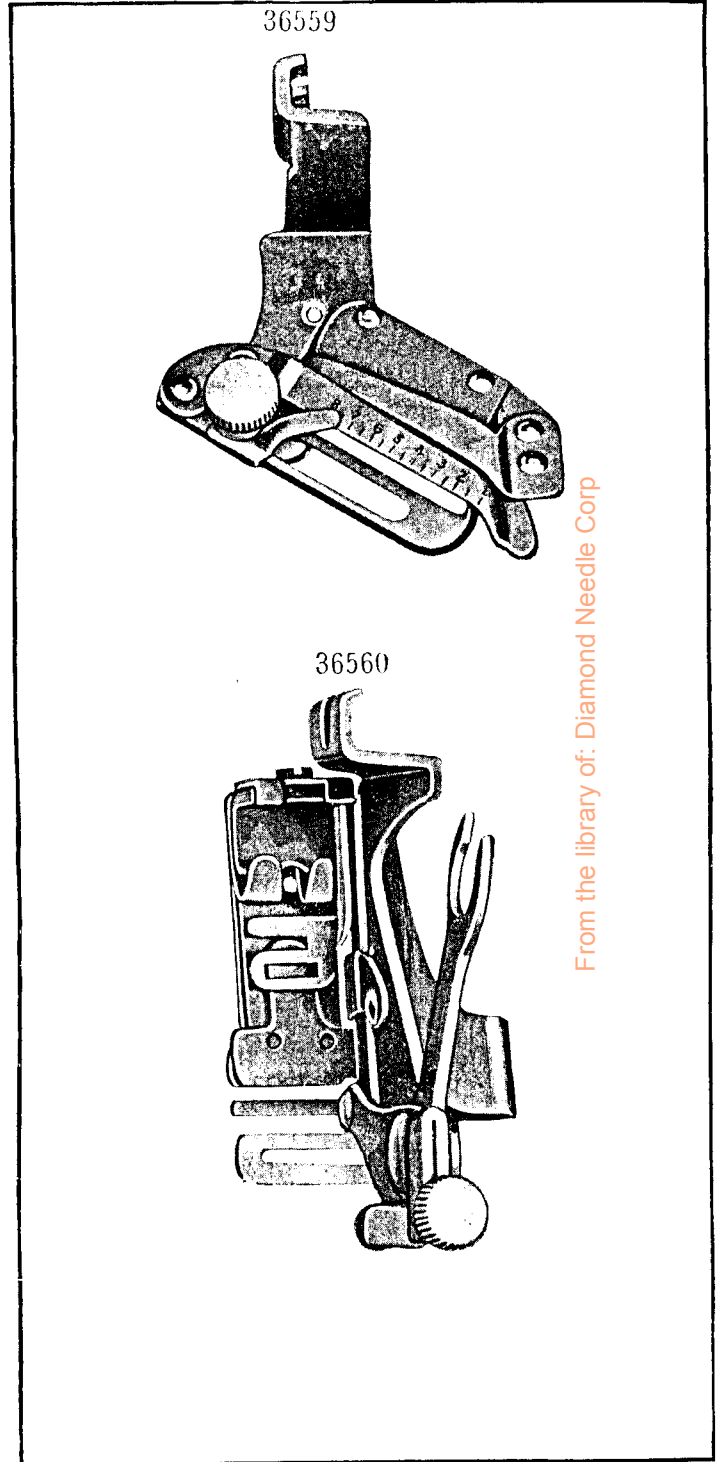




From the library of Sand Needle Corp

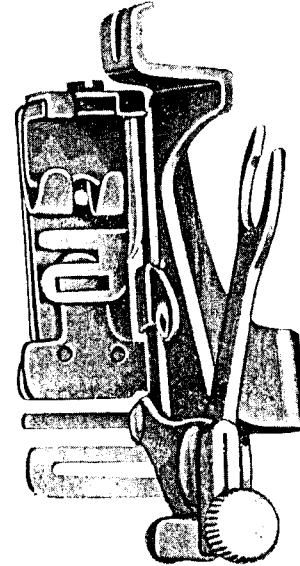


36561




36559

36560



From the library of: Diamond Needle Corp



41699

34105

41815

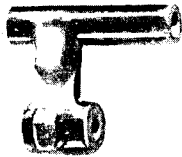
41816

41729

41698



41730

41700

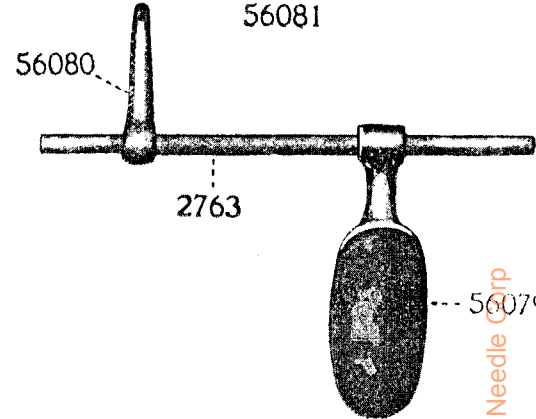
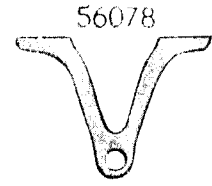
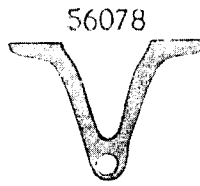


41728


41708



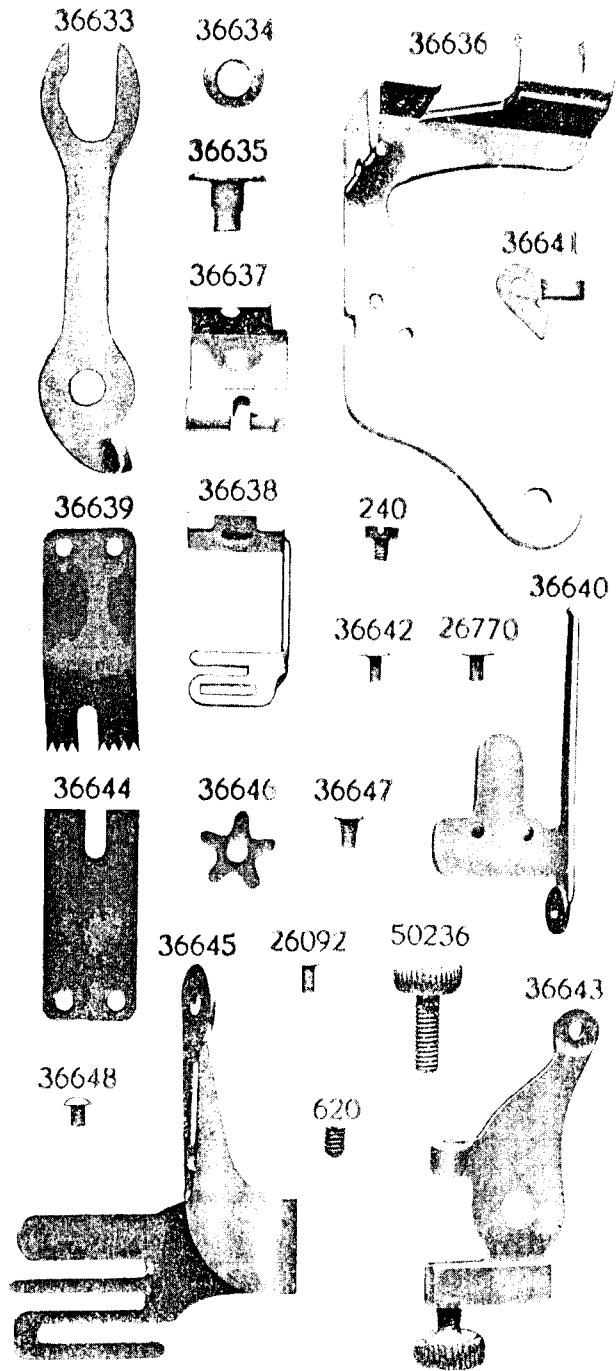
41707



56087



From the library of: Diamond Needle Corp



ILLUSTRATED LIST OF PARTS

... FOR ...

CLASS 103K MACHINES

(Nos. 103K5 and 103K7)

From the library of: Diamond Needle Corp

INSTRUCTIONS FOR ORDERING



In ordering from this List, the prefix and affix letters with the part number **MUST BE** quoted exactly as they are shown in the first column.

A number always indicates the same part in whatever List it may appear, or for whatever machine.

The prefix *SS* indicates Screws made only at Singer.

" " *NN* " Nuts made only at Singer.

" " *RR* " Rollers and Studs made only at Singer.

The affix letters (where shown) indicate the style of finish, as follows:—

- A. Hardened, Polished and Plated.
- B. Polished and Plated.
- C. Hardened only.
- D. Polished only.
- E. Soft, not Polished.
- F. Hardened and Polished.
- H. Blued.
- J. Plated only.
- K. Hardened and Plated.
- L. Brass or Gilt.
- M. Oxidised.
- P. Japanned.
- R. Merlized.
- T. Copper Plated.

In this series

1 to 1500 and 50001 to 51500 are Screw Numbers.

1501 " 1800 are Nut Numbers.

1801 " 2000 are Roller Numbers.

2001 " 50000 are numbers of machine parts, etc.

80001 " 100000 are numbers of machine parts, etc.,
made only at Singer.

Parts marked with an asterisk () are furnished only when the repairs are made at Factory.*

ILLUSTRATED LIST OF PARTS

FOR

CLASS 103K MACHINES

(103K5 and 103K7)



For General Work in Cloth; Rotating Hook driven by Bevel Gears; Drop Feed, Reversible; C. S. M. Distance from Needle to Base of Arm $2\frac{3}{4}$ " Length of Stitch adjustable from 1 to $5\frac{m}{m}$. For Home Manufacturing.

No.	Plate	Arm
*56124	—	Arm
4389	6447	" Dowel Pin
56002	6447	" Oil Tube with 29599, for oiling 52022
56003	6447	" " " " 29599, for oiling 52024
29599	6447	" " " Packing (Felt)
118e	6448	" Screw
56096	6459	" Shaft (horizontal)
56154	1718	" " (") Bevel Gear with two 1036c
56098	1719	" " (") " " Case (two pieces) with two	647e
56070	1718	" " (") " " " Position Pin
647c	6448	" " (") " " " Screw
1036c	6442	" " (") " " " Set Screw
56005	6459	" " (") Bushing (back)
56006	6447	" " (") " (") Oil Pad (Braided Cotton)
448c 440c 6448 6442	6448 6442	" " (") " (") Set Screw
56007	6459	" " (") Flanged Bushing (front)
56006	6447	" " (") " " (") Oil Pad	(Braided Cotton)
443c	1721	" " (") " " (") Set Screw
56159	1718	" " (upright)
56155	1718	" " (") Bevel Gear (lower) with two 1253c
1253c	6445	" " (") " " (") Set Screw
56156	1718	" " (") " " (upper) with two 1253c
1253c	6445	" " (") " " (") Set Screw
56099	1718	" " (") Bushing (lower)
448c	6442	" " (") " (") Set Screw
56100	1718	" " (") " (upper)
448c	6442	" " (") " (") Set Screw

No.	Plate	
36838	1720	Hemmer (foot) $\frac{1}{4}$ in. hem
36839	—	" " $\frac{3}{8}$ in. hem
50190b	6448	" Thumb Screw
56041	6442	Needle Bar (hollow)
52305	6442	" " Bushing (lower) with 29532
1133e	6442	" " " (") Set Screw
56042	6442	" " " (upper)
1133e	6442	" " " (") Set Screw
24040	6442	" " Connecting Link with 794e
24894	—	" " " " 24040 with 24041
794e	6442	" " " " Adjusting Screw
775e	6442	" " " " Cap Screw
24041	6442	" " " " Stud with 207e
207e	6442	" " " " Clamping Screw
56043	6459	" " Crank with 858c, 1036c, 1259c and 50195c
50195c	6448	" " " Position Screw
858c	6448	" " " Set Screw
29532	6442	" " Oil Cup
52306	6442	" " Thread Guard
229d	6442	" " " " Screw
56044	6442	" " Clamp with 50203f
50203f	6442	" " Screw
12391	6459	Presser Bar (hollow)
20059	6443	" " Guide Bracket with 453c
453c	6443	" " " " Set Screw
52016	6443	" " Lifter
1058c	6443	" " " Screw
1520e	6443	" " " " Nut
56045	6443	" " Lifting and Releasing Lever Bracket
56046	1719	" " Spring
11170	6443	" " Washer
56126	1720	Presser Foot for general work
56083	1720	" " (double toe) for general work
56127	1720	" " for edge stitching
50190b	6448	" " Thumb Screw
NOTE.—No. 56126 is sent with this machine unless otherwise specified on order.		
1082j	6448	Pressure Regulating Thumb Screw
56049	6445	Rotating Hook with 52347, two each 1253c and 50151d
56118	—	" " 56049 with 52345 and 52365
55623	6445	" " Bobbin
52465	—	" " " Case
52469	—	" " " " 52465 with 1380d, 50093f, two $\frac{3}{2}$ 8 each 52342, 52343 and 52364 and No. 52342
52364	6445	" " " " Delivery Eye Thread Guard
52342	6445	" " " " " " " Rivet

No.	Plate	
52312	—	Rotating Hook Bobbin Case Hinge, Nos. 2974, 40409 and 55624
52345	6445	" " " " Holder
52346	6445	" " " " " Position Bracket
704j	6445	" " " " " " " Screw
55624	6445	" " " " " Latch
40409	1721	" " " " " Lever
2974	6445	" " " " " " Fulcrum Pin
2975	6445	" " " " " Spring
592e	6445	" " " " " Stop Screw
50093f	6445	" " " " " Tension Regulating Screw
52343	6445	" " " " " Spring
1380d	6445	" " " " " " Screw
52365	6445	Rotating Hook Bobbin Case, complete, Nos. 592e, 2975, 52312, and 52469
52347	6445	Rotating Hook Section
50151d	6445	" " " " Screw
1253c	6445	" " " " Set Screw
56160	1719	" " " " Shaft
56157	1718	" " " " Bevel Gear with two 1253c
56158	1719	" " " " " Case (two pieces) with 121e
121e	6448	" " " " " " Screw
1253c	6445	" " " " " " Set Screw
56106	1718	" " " " " Bushing (back)
52045	6445	" " " " " (") Packing (Cotton)
50189c	6448	" " " " " (") Set Screw
56107	1718	" " " " " (front)
52045	6445	" " " " " (") Packing (Cotton)
50145c	6445	" " " " " (") Set Screw
56053	6443	Slack Thread Regulator
225f	6443	" " " " Adjusting Screw
56054	1719	Spool Holder Base
389d	6448	" " " " Screw
204296	1719	" " " " Wire
200079h	6448	" " " " Hinge Screw
56055	1719	Spool Holder , complete, Nos. 56054, 200079h and 204296
2102	6446	Tension Disc
1560b	6446	" Regulating Thumb Nut
32572	6446	" Releasing Disc
56056	6446	" " Lever
12398	6446	" " " Hinge Pin
12329	6446	" " " Spring
56057	6446	" " " Pin

From the library of Diamond Needle Corp.

103K MACHINE PARTS

No.	Plate						
2103	6446	Tension Spring
50196c	6446	" Stud
440c	6446	" " Set Screw...
56128	—	Tension , complete, Nos. 1560b, 2103, 32572, 50196c, 56057, 56060, 56062, 56064 and two 2102
36555	6446	Thread Cutter and Holder
56084	6446	" Guard (front of arm)
808f	6446	" " (" " ") Set Screw
52027	1721	" " (side of arm)
52454	1721	" Retainer
624dc	1721	" " Set Screw
52339	6442	" Take-up Crank
1036c	6442	" " " Position Screw
1259c	6442	" " " Set Screw
52022	6442	Thread Take-up Lever with 52130
52023	6442	" " " Hinge Pin
52024	6442	" " " Link
56059	6442	" " " " Hinge Pin
448c	6442	" " " " " Set Screw
52130	—	" " " Thread Eyelet Bushing
52025	—	Thread Take-up Lever , complete, Nos. 52022 to 52024
56060	6446	Thread Take-up Spring
56061	—	" " " Disc
56062	6446	" " " " 56061 with 56063
56063	6446	" " " " Steady Pin
56064	6446	" " " Thread Guard
56065	6441	Throat Plate , large needle hole, for 56025
56066	—	" " small " " " 56025
56089	6461	" " for 56088
56092	6461	" " large needle hole, for 56090
56091	—	" " small " " " 56090
691a	6448	" " Screw
NOTE.—No. 56065 is sent with this machine unless otherwise specified on order.							
56087	6455	Drip Pan with four 1 in, wire nails

Accessories

No.	Plate	
36569	1319	Oiler with 36571
36570	—	" 36569, filled with oil
36571	1319	" Spout, 1 $\frac{3}{4}$ in. long
25537	1319	Screw Driver (large)
120378	1319	" " (small)

Attachments

No.	Plate	
36613	1720	Binder
36559	6451	Hemmer (adjustable)
36549	1720	Presser Foot with two each 662d and 36550, for braiding ...
36550	1720	" " Braid Guide
662d	1720	" " " " Screw
36551	1720	" " for cording
36840	1720	" " gathering
36554	1720	" " (narrow)
36633	6464	Ruffler Driving Lever
36634	6464	" " " Friction Washer
36635	6464	" " " Hinge Stud
36636	6464	" Frame
36637	6464	" " Spring Plate
36638	6464	" Ribbon Guide
240b	6464	" " " Screw
36639	6464	" Ruffling Blade
36640	6464	" " " Holder
36641	6464	" " " " Guide
36642	6464	" " " " " Rivet
26770	6464	" " " " " Hinge Stud
36643	6464	" " " " Lever with 620f and 50236b
620f	6464	" " " " " Adjusting Screw
50236b	6464	" " " " " Thumb Screw
26092	6464	" " " " Rivet (furnished for repairs)
36644	6464	" Separating Blade
36645	6464	" " " " Holder
36646	6464	" " " " Friction Spring
36647	6464	" " " " " Hinge Stud
36648	6464	" " " " " Stop Stud
26092	6464	" " " " Rivet (furnished for repairs)
36560	6451	Ruffler, complete, Nos. 240b, 26770 and 36633 to 36648 ...
36561	6450	Tucker

Bobbin Winder

(SWINGING AUTOMATIC, LEFT HAND)

No.	Plate	
41728	6454	Base
15072	6447	Bobbin Position Pin
41698	6454	Frame with 457c
34105	6454	" Hinge Pin
457c	6448	" " " Set Screw
41699	6454	" Spring
41700	6454	Pulley
41815	6454	Spindle with 15072, for bobbin
41816	6454	" for spool
41817	—	" 41815 with 41816
41729	6454	Stop Latch
60733	—	" " 41729 with 2269 and 34105
34105	6454	" " Hinge Pin
2269	6447	" " Pin
41730	6454	" " Tripping Arm with 171d
171d	6448	" " " " Clamping Screw
41707	6454	Tension Bracket
41708	6454	" " complete, Nos. 8422, 10107, 41707, 41706 and two 10106
219b	6448	" " Screw
10106	6447	" Disc
10107	6447	" Spring
41709	6447	" Stud
8422	6447	" Thread Guide
41731	6454	Bobbin Winder, Nos. 34105, 41698 to 41700, 41728, 41730, 41817 and 60733
41732	—	Bobbin Winder (swinging automatic, left hand), complete, Nos. 41708 and 41731
135d	6448	Bobbin Winder Screw
20437	6447	" " " Washer

Bobbin Winder

(SWINGING AUTOMATIC, LEFT HAND)

For use with 2000 Series Motors Equipment

No.	Plate	
126185	1535	Base
126186	1535	Frame with 457c
126187	1535	" Hinge Pin
457c	1535	" " " Set Screw
126188	1535	" Spring
15153	1535	Friction Ring (Rubber)
41700	1535	Pulley
126189	1535	Spindle
*126192	—	Spool Holder Disc
*126190	—	" " Rod
126191	1536	Spool Holder, complete, Nos. 126190 and 126192
759a	1535	" " Thumb Screw
41729	1535	Stop Latch
126245	1535	" " 41729 with 2269 and 41441
41441	1535	" " Hinge Pin
2269	1535	" " Pin
41730	1535	" " Tripping Arm with 171d
171d	1535	" " " " Clamping Screw
126193	1536	Tension Bracket and Thread Eyelet
126194	—	Tension Bracket, complete, Nos. 418c, 1529j, 1562j, 43808, 126193 and two 2455... ..
217d	1535	Tension Bracket Screw
2455	1536	" Disc
1562j	1536	" Regulating Thumb Nut
418e	1536	" Screw Stud
1529j	1536	" " " Nut
43808	1536	" Spring
126195	1536	Bobbin Winder, Nos. 15153, 41700, 41730, 126185 to 126189 and 126245
126196	—	Bobbin Winder (swinging automatic, left hand), complete, Nos. 134r, 126191, 126194, 126195 and two 217d
134r	1535	Bobbin Winder Screw

Equipment

necessary when fitting Motors of 2000 Series
to customers' machines

No.	Plate	
56136	1534	Balance Wheel, 2½" pulley
94578	—	Belt, size ⅝", length 30½", with 25028
126196	—	Bobbin Winder (swinging automatic, left hand), complete
<i>(For details, see page 45)</i>						
46688	1547	Treadle Extension with two 50351r
50351r	1547	" " Screw
46686	1534	Treadle Pitman
94584	—	Equipment, complete, Nos. 46686, 46688, 56136, 94578 and 126196

Singerlights

Singerlight for Machines without Motors, for Foot Power

No.		
97340	Singerlight Bracket (adjustable)
97353	" " 97340 with 191815
SS497c	" " Hinge Screw Stud
NN92r	" " " " " Nut
2807	" " " " " Washer
†97342	" " " " " complete, Nos. SS497c, NN92r and 2807
101039	" Lamp 32 volts
191165	" " 50 volts
97394	" " 110 volts
190744	" " 115 to 120 volts	State over-voltage required
97395	" " 125 to 130 volts
97396	" " 145 volts
97337	" " 150 to 165 volts
97398	" " 200 to 220 volts
97320	" " 210 to 230 volts
97330	" " 230 to 250 volts
191789	" Nipple
190743	" " Bushing
191815	" " Position Pin
191786	" " Washer (Felt), ⅝"
191785	" " " ("), ½"
191082	" " " (Steel)
190745	" Shade
*191375	" Toggle Socket Base, complete, Nos. 191376 and 191377
*191377	" " " Hub
*191381	" " " Insulation
*191376	" " " Shell
50564j	" " " Set Screw
191965	" " " Internal Fitting, complete
*191963	" " " Shell
*191964	" " " Insulation
191962	" " " complete, Nos. 50564j, 191375, 191381 and 191963 to 191965

97358 Singerlight (less cable and lamp), Nos. 97342, 97353, 190743, 190745, 191082, 191785, 191789, 191962 and two 191786

† This part also serves as Knee Lifter Lifting Lever Hinge Screw Stud.

No.				
97354	Singerlight Twin Cable , 9 feet long
97382	" " " Plug, Nos. 97383 and 97384, for lamp socket
97383	" " " " Body
97384	" " " " Cover

97355 **Singerlight** (flexible, less lamp) with connection for lamp socket, complete, Nos. 97354, 97358 and 97382

Singerlights are supplied, less lamps, and the latter should be ordered separately.

SINGERLIGHT for Machines fitted with Series 2000 Motors on Individual Stands and Tables only.

No.				
97356	Singerlight Twin Cable , 20 $\frac{1}{4}$ " long, with 190562, two each 191960 and 191961
191953	" " " Bushing
190562	" " " Metallic Sleeve
191960	Terminal Clip Body Cap
191961	" " " "
97357	Singerlight (flexible, less lamp), complete, Nos. 97356, 97358 and 191953

SINGERLIGHT for Machines fitted with Series 2000 Motors, with old style connections, on Individual Stands and Tables.

No.				
97357	Singerlight (flexible, less lamp), complete
191937	Insulated Hook
191934	Terminal Block

Knee Lifter

No.	Plate			
5596	1721	Bell Crank
56072	1721	" " Bracket
178e	6448	" " " Screw
5601	6447	" " Hinge Pin
56073	6443	" " Spring
56074	1721	Bell Crank , complete, Nos. 5596, 5601, 56072 and 56073
56075	1719	Lifting Lever
52028	1719	" " Connecting Rod
12416	6443	" " " " Joint
76d	6448	" " " " Hinge Screw
1521e	6448	" " " " Lock Nut
802d	6448	" " Hinge Screw
56076	6443	" " Link
56077	6443	" " " Rivet
56071	6443	Presser Bar Lifting and Releasing Lever Bracket with 56076 and 56077
2763	6455	Rock Shaft
56078	6455	" " Hanger with two Wood Screws 1 in. No. 10
56079	6455	" " Knee Arm with 356c
356c	6448	" " " " Set Screw
56080	6455	" " Lifting Arm with 356c
356c	6448	" " " " Set Screw
56081	6455	Rock Shaft , complete, Nos. 2763, 56079, 56080 and two 56078
56082	—	Knee Lifter , complete, Nos. 76d, 802d, 1521e, 12416, 52028, 56071, 56074, 56075, 56081 and two 178e